


# Midgard

RESIDENCE

ZAYED CITY





## TABLE OF CONTENTS

1. OUR STORY
2. VISION & MISSION
3. INTRODUCING MIDGARD
4. THE CONCEPT
5. THE LOCATION
6. MAP
7. MASTERPLAN
8. FACILITIES
9. PROJECT HIGHLIGHTS
10. EXTERIOR
11. INTERIOR
12. FLOOR PLANS
13. CONTACT US

## OUR STORY

KAIZEN URBAN DEVELOPMENTS IS A PIONEERING REAL ESTATE DEVELOPMENT COMPANY COMMITTED TO CREATING TRANSFORMATIVE URBAN SPACES THAT REDEFINE MODERN LIVING.

WITH AN UNWAVERING DEDICATION TO INNOVATION, QUALITY, AND SUSTAINABILITY, WE HAVE ESTABLISHED OURSELVES AS A TRUSTED NAME IN THE INDUSTRY, CONSISTENTLY DELIVERING PROJECTS THAT SURPASS EXPECTATIONS.

OUR VISION FOR THE FUTURE INVOLVES EXPANDING OUR FOOTPRINT, COLLABORATING WITH GLOBAL PARTNERS, AND CONTINUING TO INNOVATE IN OUR PROJECTS, ENSURING THAT KAIZEN URBAN DEVELOPMENTS REMAINS SYNONYMOUS WITH VISIONARY URBAN TRANSFORMATIONS.

## EMPOWERING URBAN EXCELLENCE

ZAYED CITY



## VISION & MISSION

OUR **MISSION** IS TO SHAPE THE FUTURE OF URBAN LIVING THROUGH METICULOUS PLANNING GROUNDBREAKING DESIGN, AND UNWAVERING COMMITMENT TO QUALITY. GROUNDBREAKING DESIGN, AND UNWAVERING COMMITMENT TO QUALITY.

OUR **VISION** IS TO BE GUIDED BY THE PRINCIPLES OF INTEGRITY, INNOVATION, AND SUSTAINABILITY. WE AIM TO CREATE ENDURING SPACES THAT STAND AS TESTAMENTS TO OUR DEDICATION TO EXCELLENCE AND THE BETTERMENT OF SOCIETY.

CONNECTING  
PEOPLE...CREATING  
DESTINATIONS





# Midgard

RESIDENCE

## INTRODUCING MIDGARD

“CRAFTING DREAMS, BUILDING HOMES”

INTRODUCING TO YOU MIDGARD RESIDENCE IN ZAYED CITY, BROUGHT TO YOU BY KAIZEN URBAN REAL ESTATE DEVELOPMENT (KUD). THIS RESIDENTIAL PROJECT STANDS AS A MAGNIFICENT EMBODIMENT OF MODERN DESIGN AND METICULOUS PLANNING, ENCAPSULATING AN EXCEPTIONAL VISION OF CONTEMPORARY LIVING IN THE HEART OF ZAYED CITY.

MIDGARD RESIDENCE REFLECTS AN UNWAVERING COMMITMENT TO PROVIDING AN INTEGRATED RESIDENTIAL ENVIRONMENT THAT SEAMLESSLY MERGES LUXURY AND COMFORT. THE PROJECT PRESENTS AN ARRAY OF THOUGHTFULLY CRAFTED HOUSING UNITS, CATERING TO THE DIVERSE NEEDS OF FAMILIES AND INDIVIDUALS ALIKE. WHETHER YOU SEEK A COZY APARTMENT TAILORED TO YOUR REQUIREMENTS OR A MORE SPACIOUS UNIT TO ACCOMMODATE YOUR FAMILY, YOU WILL DISCOVER OPTIONS HERE THAT ALIGN WITH YOUR TASTES AND NECESSITIES.











## THE CONCEPT BEHIND THE BRAND

MIDGARD IS THE REALM OF HUMANS IN NORSE MYTHOLOGY. THEY (THE VIKINGS) BELIEVED IN MANY REALMS BUT THE HUMAN REALM WAS A SPECIAL ONE THAT WAS MADE UP OF MOUNTAINS, FORESTS, OCEANS, AND NATURE. IN MIDGARD, THERE WAS THE TREE OF LIFE THAT GAVE LIFE TO ALL THE HUMANS IN MIDGARD.

WE CAN TAKE THE CONCEPT OF MIDGARD TO REPRESENT A PROJECT WHERE NATURE IS DOMINANT. A PLACE WHERE HUMANS COME TOGETHER TO ENJOY LIFE TO THE FULLEST, TO THRIVE AND GROW TOGETHER IN A SERENE ENVIRONMENT.





## THE PERFECT LOCATION

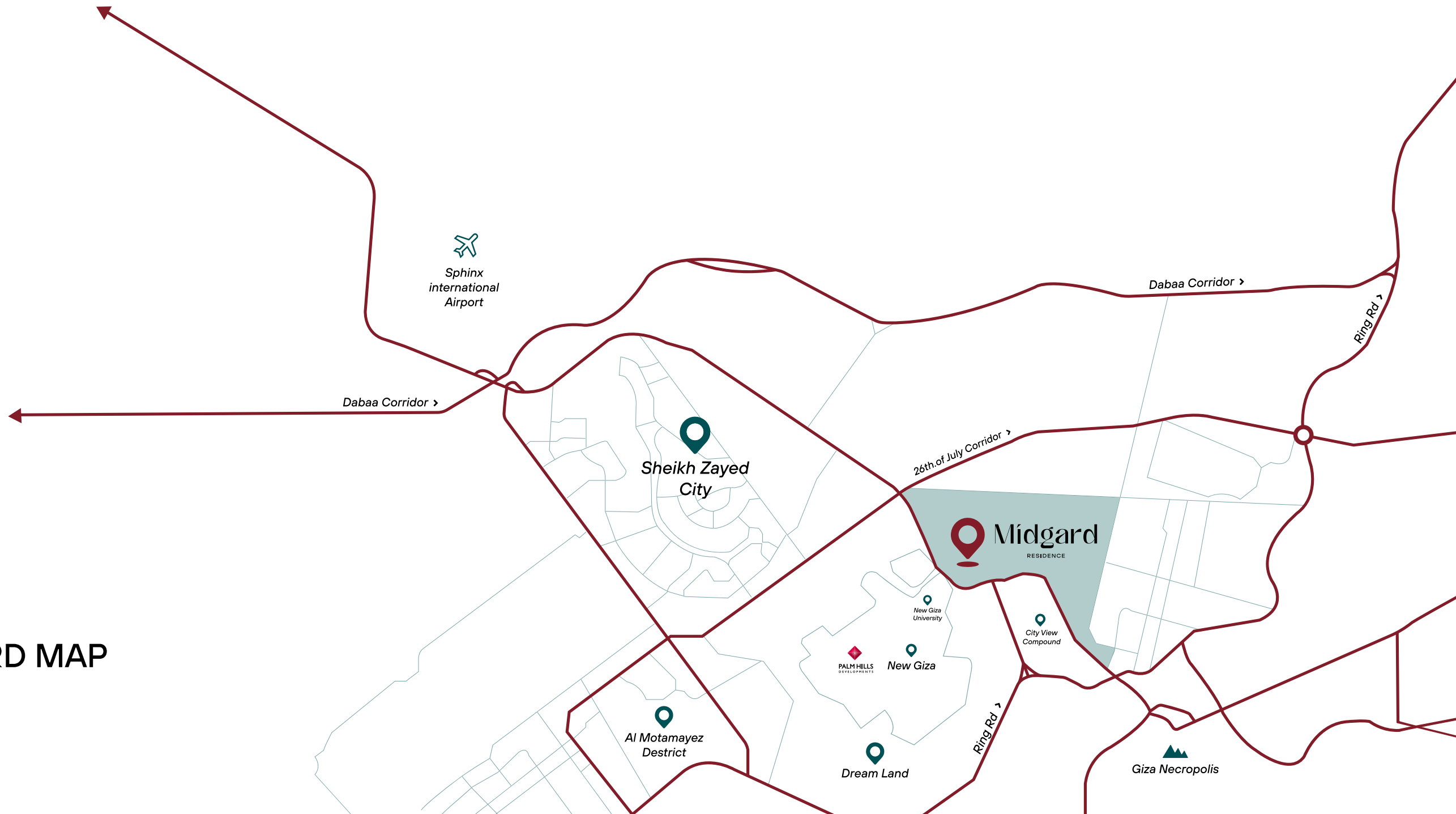
“AT THE CENTER OF A DYNAMIC URBAN LIFE”

FROM THE HEART OF ZAYED CITY, A NEW STORY BEGINS FOR KUD. MIDGARD IS A RESIDENTIAL HAVEN WHERE NATURE AND COMMUNITY COME TOGETHER TO LIVE AND THRIVE.

POSITIONED NEXT TO ZAYED ENTRANCE 1, LEBANON SQUARE, THE GREAT PYRAMIDS AND THE GREAT EGYPTIAN MUSEUM WITH EASY ACCESS TO THE MAIN LINES OF TRANSPORTATION SUCH AS ALEX DESERT ROAD; PROVIDING A WELL-STUDIED LOCATION FOR RESIDENTS OF ZAYED CITY TO RETREAT FROM THEIR HECTIC LIFE YET STAY CONNECTED.

MOREOVER, OUR PROJECT IS LOCATED TO BIG NAMES SUCH AS NEW GIZA, MOUNTAINS VIEW AND OTHER PRIVATE NEIGHBOURHOODS, AS WELL AS, ESLSCA UNIVERSITY AND HYATT RESIDENCE.

# MIDGARD MAP





MASTERPLAN







## MASTERPLAN

- #.01 PROJECT AREA : 32 ACRES
- #.02 %20 CONSTRUCTED AREA ONLY
- #.03 %86 RESIDENTIAL AREA
- #.04 %7 SERVICE APARTMENTS
- #.05 %7 COMMERCIAL
- #.06 UNIT TYPES: 2 BEDROOM / 3 BEDROOM / 4 BEDROOM
- #.07 DELIVERY TYPE : CORE & SHELL
- #.08 DELIVERY DATE : 3.5 YEARS





# FACILITIES



COMMERCIAL DISTRICT



PEDESTRIAN BRIDGE



CAMPING ISLAND



BOULEVARD



WATERFALL



CYCLING TRACK



BOUTIQUE HOTEL



HAMMOCK ZONE



COMMUNITY HUB



BOAT HOUSE



OUTDOOR CINEMA



KIDS AREA



AVENUE



NEIGHBORHOOD ACCESS CONTROL



OUTDOOR GYM



BOTANICAL GARDEN



LAGOON



YOGA LAWN



EVENTS ZONE



AMPHITHEATER



VALLEY PATHWAY



KAYAK MARINE



FINE DINING ISLAND



PARKOUR ARENA



















LUXURY AT EVERY  
CORNER

## LUSH GREEN SPACE

MIDGARD RESIDENCE OFFERS RESIDENTS THE LUXURY OF EXPANSIVE GREEN LANDSCAPES AND WELL-DESIGNED RECREATIONAL SPACES. FROM SERENE GARDENS TO VIBRANT PLAY AREAS, THESE SPACES PROVIDE A REFRESHING RETREAT FOR RESIDENTS TO RELAX, SOCIALIZE, AND ENGAGE IN OUTDOOR ACTIVITIES.



## STATE OF THE ART FITNESS CENTER

MIDGARD RESIDENCE OFFERS RESIDENTS THE LUXURY OF EXPANSIVE GREEN LANDSCAPES AND WELL-DESIGNED RECREATIONAL SPACES. FROM SERENE GARDENS TO VIBRANT PLAY AREAS, THESE SPACES PROVIDE A REFRESHING RETREAT FOR RESIDENTS TO RELAX, SOCIALIZE, AND ENGAGE IN OUTDOOR ACTIVITIES.



LUXURY AT EVERY  
CORNER



LUXURY AT EVERY  
CORNER

## 7/24 SECURITY & CONCIERGE SERVICES

WITH ROUND-THE-CLOCK SECURITY SERVICES, ENSURING A SECURE LIVING ENVIRONMENT. MOREOVER, A DEDICATED CONCIERGE SERVICE OFFERS ASSISTANCE WITH VARIOUS NEEDS, SUCH AS PACKAGE HANDLING, RESERVATIONS, AND INQUIRIES, ENHANCING THE OVERALL LIVING EXPERIENCE.



## COMMUNITY CLUBHOUSE & SOCIAL SPACES

THE COMMUNITY CLUBHOUSE SERVES AS A HUB FOR SOCIAL INTERACTIONS AND EVENTS. IT PROVIDES RESIDENTS WITH A WELCOMING SPACE TO GATHER, CELEBRATE, AND FOSTER A SENSE OF COMMUNITY. THIS FACILITY MAY INCLUDE MULTIPURPOSE ROOMS, LOUNGES, AND EVENT SPACES FOR VARIOUS OCCASIONS.



LUXURY AT EVERY  
CORNER





EXTERIOR

















ENTRANCE












INTERIOR















FLOOR PLANS  
TYPE (A)

a



# TYPE (A)

GROUND FLOOR



# TYPE (A)

GROUND FLOOR

TYPE A  
UNIT 01



TWO BEDROOMS

AREA:  
136 M2

FLOOR:  
GROUND FLOOR

UNIT 01

1- ENTRANCE	
2- LOBBY 1	2.70m * 3.00m
3- KITCHEN	2.90m * 3.40m
4- TOILET 1	2.14m * 2.42m
5- RECEPTION	4.60m * 6.32m
6- LOBBY 2	2.80m * 1.70m
7- LAUNDARY	1.30m * 2.28 m
8- BEDROOM 1	3.81m * 3.81m
9- TOILET 2	2.40m * 1.74 m
10- BEDROOM 2	4.5m * 4.45 m
11- TERRACE 1	2.30m * 1.20m



TYPE A  
UNIT 01



TWO BEDROOMS

AREA:  
136 M2

FLOOR:  
GROUND FLOOR

UNIT 01

1- ENTRANCE	
2- LOBBY 1	2.70m * 3.00m
3- KITCHEN	2.90m * 3.40m
4- TOILET 1	2.14m * 2.42m
5- RECEPTION	4.60m * 6.32m
6- LOBBY 2	2.80m * 1.70m
7- LAUNDARY	1.30m * 2.28 m
8- BEDROOM 1	3.81m * 3.81m
9- TOILET 2	2.40m * 1.74 m
10- BEDROOM 2	4.5m * 4.45 m
11- TERRACE 1	2.30m * 1.20m





# TYPE (A)

## GROUND FLOOR

TYPE A  
UNIT 02



TWO  
BEDROOMS

AREA:  
122 M2

FLOOR:  
GROUND FLOOR

UNIT 02

1- ENTRANCE	
2-LLOBBY 1	1.72m * 4.19m
3-LLOBBY 2	1.39m * 1.39m
4-TOILET 1	2.04m * 1.39m
5-KITCHEN	2.67m * 3.39m
6-RECEPTION	3.66m * 4.32m
7-LLOBBY 3	1.32m * 3.05m
8-LAUNDRY	1.32m * 1.32m
9-LLOBBY 4	1.32m * 1.32m
10-BATHROOM 2	2.79m * 1.77m
11-BEDROOM 1	3.71m * 3.89m
12-BEDROOM 2	4.46m * 3.91m
13-TERRACE 1	2.96m * 1.87m



TYPE A  
UNIT 02



TWO  
BEDROOMS

AREA:  
122 M2

FLOOR:  
GROUND FLOOR

UNIT 02

1- ENTRANCE	
2-LLOBBY 1	1.72m * 4.19m
3-LLOBBY 2	1.39m * 1.39m
4-TOILET 1	2.04m * 1.39m
5-KITCHEN	2.67m * 3.39m
6-RECEPTION	3.66m * 4.32m
7-LLOBBY 3	1.32m * 3.05m
8-LAUNDRY	1.32m * 1.32m
9-LLOBBY 4	1.32m * 1.32m
10-BATHROOM 2	2.79m * 1.77m
11-BEDROOM 1	3.71m * 3.89m
12-BEDROOM 2	4.46m * 3.91m
13-TERRACE 1	2.96m * 1.87m



# TYPE (A)

## GROUND FLOOR

TYPE A  
UNIT 03



TWO  
BEDROOMS

AREA:  
122 M2

FLOOR:  
GROUND FLOOR

UNIT 03

1-ENTRANCE	
2-LOBBY 1	1.72m * 4.18m
3-LOBBY 2	1.36m * 1.36m
4-TOILET 1	2.14m * 1.79m
5-KITCHEN	2.67m * 3.09m
6-RECEPTION	3.68m * 4.32m
7-LOBBY 3	1.32m * 3.05m
8-LAUNDRY	1.32m * 1.32m
9-LOBBY 4	1.32m * 1.32m
10-BATHROOM 2	2.79m * 1.75m
11-BEDROOM 1	3.71m * 3.94m
12-BEDROOM 2	4.48m * 3.91m
13-TERRACE 1	2.76m * 1.87m



TYPE A  
UNIT 03



TWO  
BEDROOMS

AREA:  
122 M2

FLOOR:  
GROUND FLOOR

UNIT 03

1-ENTRANCE	
2-LOBBY 1	1.72m * 4.18m
3-LOBBY 2	1.36m * 1.36m
4-TOILET 1	2.14m * 1.79m
5-KITCHEN	2.67m * 3.09m
6-RECEPTION	3.68m * 4.32m
7-LOBBY 3	1.32m * 3.05m
8-LAUNDRY	1.32m * 1.32m
9-LOBBY 4	1.32m * 1.32m
10-BATHROOM 2	2.79m * 1.75m
11-BEDROOM 1	3.71m * 3.94m
12-BEDROOM 2	4.48m * 3.91m
13-TERRACE 1	2.76m * 1.87m





# TYPE (A)

## GROUND FLOOR

TYPE A  
UNIT 04



THREE BEDROOMS

AREA:  
169 M2

FLOOR:  
GROUND FLOOR

UNIT 04

1-ENTRANCE	
3-LOBBY 1	2.89m * 2.81m
3-KITCHEN	2.81m * 3.33m
4-TOILET 1	1.51m * 1.37m
5-RECEPTION	4.47m * 6.66m
6-TERRACE	2.5m * 2.86m
7-LOBBY 2	3.26m * 1.32m
8-MASTER BEDROOM	4.13m * 4.29m
9-TOILET 2	1.69m * 2.82m
10-LAUNDRY	1.69m * 1.37m
11-TOILET 3	1.62m * 2.39m
12-BEDROOM 1	3.61m * 4.55m
13-TERRACE 2	2.43m * 1.2m
14-BEDROOM 2	3.32m * 2.14m



TYPE A  
UNIT 04



THREE BEDROOMS

AREA:  
169 M2

FLOOR:  
GROUND FLOOR

UNIT 04

1-ENTRANCE	
3-LOBBY 1	2.89m * 2.81m
3-KITCHEN	2.81m * 3.33m
4-TOILET 1	1.51m * 1.37m
5-RECEPTION	4.47m * 6.66m
6-TERRACE	2.5m * 2.86m
7-LOBBY 2	3.26m * 1.32m
8-MASTER BEDROOM	4.13m * 4.29m
9-TOILET 2	1.69m * 2.82m
10-LAUNDRY	1.69m * 1.37m
11-TOILET 3	1.62m * 2.39m
12-BEDROOM 1	3.61m * 4.55m
13-TERRACE 2	2.43m * 1.2m
14-BEDROOM 2	3.32m * 2.14m



# TYPE (A)

TYPICAL FLOOR



# TYPE (A)

TYPICAL FLOOR

TYPE A  
UNIT 11



TWO  
BEDROOMS

AREA:  
150 M2

FLOOR:  
TYPICAL FLOOR.

## UNIT 11

1- ENTRANCE	
2- LOBBY 1	2.70m * 3.00m
3- KITCHEN	2.91m * 3.30m
4- TOILET 1	2.14m * 2.42m
5- BATH ROOM	4.01m * 6.32m
6- TERRACE	2.00m * 3.00m
7- LOBBY 2	2.83m * 2.21m
8- LAUNDRARY	1.45m * 1.83m
9- MASTER BEDROOM	4.90m * 5.60m
10- TOILET 2	2.00m * 1.73 m
11- TERRACE	1.20m * 2.30m
12- TOILET 3	2.40m * 1.74 m
13- BEDROOM	3.81m * 3.82m



TYPE A  
UNIT 11



TWO  
BEDROOMS

AREA:  
150 M2

FLOOR:  
TYPICAL FLOOR.

## UNIT 11

1- ENTRANCE	
2- LOBBY 1	2.70m * 3.00m
3- KITCHEN	2.91m * 3.30m
4- TOILET 1	2.14m * 2.42m
5- BATH ROOM	4.01m * 6.32m
6- TERRACE	2.00m * 3.00m
7- LOBBY 2	2.83m * 2.21m
8- LAUNDRARY	1.45m * 1.83 m
9- MASTER BEDROOM	4.90m * 5.60m
10- TOILET 2	2.00m * 1.73 m
11- TERRACE	1.20m * 2.30m
12- TOILET 3	2.40m * 1.74 m
13- BEDROOM	3.81m * 3.82m





# TYPE (A)

TYPICAL FLOOR

TYPE A  
UNIT 12



TWO  
BEDROOMS

AREA:  
133 M2

FLOOR:  
TYPICAL FLOOR

UNIT 12

1-ENTRANCE	
2-LOBBY 1	1.70m * 4.10m
3-LOBBY 2	1.20m * 2.20m
4-TOILET 1	2.10m * 1.20m
5-KITCHEN	2.40m * 3.40m
6-RECEPTION	3.40m * 4.20m
7-TERRACE 1	2.20m * 1.47m
8-LOBBY 3	1.20m * 2.60m
9-LAUNDRY	1.20m * 1.20m
10-DRESSING	1.20m * 1.20m
11-TOILET 2	2.40m * 1.20m
12-MASTER BEDROOM	3.60m * 3.00m
13-TERRACE 2	1.20m * 2.20m
14-BEDROOM 1	4.20m * 3.00m
15-TOILET 3	2.20m * 1.20m



TYPE A  
UNIT 12



TWO  
BEDROOMS

AREA:  
133 M2

FLOOR:  
TYPICAL FLOOR

UNIT 12

1-ENTRANCE	
2-LOBBY 1	1.70m * 4.10m
3-LOBBY 2	1.20m * 2.20m
4-TOILET 1	2.10m * 1.20m
5-KITCHEN	2.40m * 3.40m
6-RECEPTION	3.40m * 4.20m
7-TERRACE 1	2.20m * 1.47m
8-LOBBY 3	1.20m * 2.60m
9-LAUNDRY	1.20m * 1.20m
10-DRESSING	1.20m * 1.20m
11-TOILET 2	2.40m * 1.20m
12-MASTER BEDROOM	3.60m * 3.00m
13-TERRACE 2	1.20m * 2.20m
14-BEDROOM 1	4.20m * 3.00m
15-TOILET 3	2.20m * 1.20m



# TYPE (A)

TYPICAL FLOOR

TYPE A  
UNIT 13



TWO  
BEDROOMS

AREA:  
134 M2

FLOOR:  
TYPICAL FLOOR

UNIT 13

1-ENTRANCE	
3-LOBBY 1	1.75m * 4.15m
3-LOBBY 2	1.35m * 1.95m
4-TOILET 1	2.15m * 1.35m
5-KITCHEN	2.67m * 3.45m
6-BALCONY	3.65m * 4.12m
7-TERRACE 1	2.95m * 1.87m
8-LOBBY 1	1.32m * 1.65m
9-LAUNDRY	1.32m * 1.32m
10-DRESSING	1.32m * 1.75m
11-TOILET 2	2.45m * 1.75m
12-MASTER BEDROOM	3.51m * 3.95m
13-TERRACE 2	1.25m * 2.55m
14-BEDROOM 1	4.21m * 3.81m
15-TOILET 1	2.35m * 1.75m



TYPE A  
UNIT 13



TWO  
BEDROOMS

AREA:  
134 M2

FLOOR:  
TYPICAL FLOOR

UNIT 13

1-ENTRANCE	
3-LOBBY 1	1.75m * 4.15m
3-LOBBY 2	1.35m * 1.95m
4-TOILET 1	2.15m * 1.35m
5-KITCHEN	2.67m * 3.45m
6-BALCONY	3.65m * 4.12m
7-TERRACE 1	2.95m * 1.87m
8-LOBBY 1	1.32m * 1.65m
9-LAUNDRY	1.32m * 1.32m
10-DRESSING	1.32m * 1.75m
11-TOILET 2	2.45m * 1.75m
12-MASTER BEDROOM	3.51m * 3.95m
13-TERRACE 2	1.25m * 2.55m
14-BEDROOM 1	4.21m * 3.81m
15-TOILET 1	2.35m * 1.75m



# TYPE (A)

TYPICAL FLOOR

TYPE A  
UNIT 14



THREE BEDROOMS

AREA:  
178 M2

FLOOR:  
TYPICAL FLOOR

UNIT 14

ENTRANCE	
L LOBBY 1	1.00m x 0.50m
L LOBBY 2	1.00m x 1.00m
W WALK 1	1.00m x 0.50m
B BATH ROOM	0.50m x 1.00m
B WALK 2	1.00m x 0.50m
T TERRACE	0.50m x 1.00m
K KITCHEN	4.00m x 2.00m
D DINING	0.50m x 1.00m
L LOBBY 3	0.50m x 1.00m
H HALLWAY	4.00m x 2.00m
B1 BEDROOM 1	1.00m x 2.00m
B2 BEDROOM 2	1.00m x 1.00m
B3 BEDROOM 3	1.00m x 1.00m
T1 TERRACE 1	0.50m x 1.00m
T2 TERRACE 2	0.50m x 1.00m



TYPE A  
UNIT 14



THREE BEDROOMS

AREA:  
177 M2

FLOOR:  
TYPICAL FLOOR

UNIT 14

ENTRANCE	
L LOBBY 1	1.00m x 0.50m
L LOBBY 2	1.00m x 1.00m
W WALK 1	1.00m x 0.50m
B BATH ROOM	0.50m x 1.00m
B WALK 2	1.00m x 0.50m
T TERRACE	0.50m x 1.00m
K KITCHEN	4.00m x 2.00m
D DINING	0.50m x 1.00m
L LOBBY 3	0.50m x 1.00m
H HALLWAY	4.00m x 2.00m
B1 BEDROOM 1	1.00m x 2.00m
B2 BEDROOM 2	1.00m x 1.00m
B3 BEDROOM 3	1.00m x 1.00m
T1 TERRACE 1	0.50m x 1.00m
T2 TERRACE 2	0.50m x 1.00m





FLOOR PLANS  
TYPE ( D )

d

**TYPE ( D )**  
GROUND FLOOR

TYPE D



# TYPE ( D )

GROUND FLOOR

TYPE D  
UNIT 01



THREE  
BEDROOMS

AREA:  
161 M2

FLOOR:  
GROUND FLOOR

UNIT 01

ENTRANCE	
CLIMBERY 1	3.12m x 1.40m
CLIMBERY 2	1.60m x 1.60m
WASHLET 1	0.80m x 1.20m
WASHLET 2	1.00m x 1.00m
WASHLET 3	0.70m x 1.20m
TOILET 1	0.70m x 1.20m
CLIMBERY 3	0.80m x 1.20m
CLIMBERY 4	1.70m x 1.20m
CLIMBERY 5	1.20m x 1.20m
CLIMBERY 6	1.80m x 1.20m
CLIMBERY 7	0.80m x 1.40m
CLIMBERY 8	0.70m x 1.20m
CLIMBERY 9	0.80m x 1.20m



TYPE D  
UNIT 01



THREE  
BEDROOMS

AREA:  
161 M2

FLOOR:  
GROUND FLOOR

UNIT 01

ENTRANCE	
CLIMBERY 1	3.12m x 1.40m
CLIMBERY 2	1.60m x 1.60m
WASHLET 1	0.80m x 1.20m
WASHLET 2	1.00m x 1.00m
WASHLET 3	0.70m x 1.20m
TOILET 1	0.70m x 1.20m
CLIMBERY 3	0.80m x 1.20m
CLIMBERY 4	1.70m x 1.20m
CLIMBERY 5	1.20m x 1.20m
CLIMBERY 6	1.80m x 1.20m
CLIMBERY 7	0.80m x 1.40m
CLIMBERY 8	0.70m x 1.20m
CLIMBERY 9	0.80m x 1.20m





# TYPE (D)

GROUND FLOOR

TYPE D  
UNIT 02



TWO  
BEDROOMS

AREA:  
122 M2

FLOOR:  
GROUND FLOOR

## UNIT 02

### 1- ENTRANCE

2-LOBBY 1	1.70m * 9.10m
3-LOBBY 2	1.20m * 2.20m
4-TOILET 1	2.14m * 1.32m
5-KITCHEN	2.60m * 5.40m
6-RECEPTION	3.60m * 6.32m
7-TERRACE 1	2.50m * 1.87m
8-LOBBY 3	1.32m * 3.05m
9-LAUNDRY	1.32m * 1.32m
10-LOBBY 4	1.32m * 1.70m
11-BATHROOM 2	2.20m * 1.70m
12-BEDROOM 1	3.81m * 3.80m
13-BEDROOM 2	4.40m * 3.81m



TYPE D  
UNIT 02



TWO  
BEDROOMS

AREA:  
122 M2

FLOOR:  
GROUND FLOOR

## UNIT 02

### 1- ENTRANCE

2-LOBBY 1	1.70m * 9.10m
3-LOBBY 2	1.20m * 2.20m
4-TOILET 1	2.14m * 1.32m
5-KITCHEN	2.60m * 5.40m
6-RECEPTION	3.60m * 6.32m
7-TERRACE 1	2.50m * 1.87m
8-LOBBY 3	1.32m * 3.05m
9-LAUNDRY	1.32m * 1.32m
10-LOBBY 4	1.32m * 1.70m
11-BATHROOM 2	2.20m * 1.70m
12-BEDROOM 1	3.81m * 3.80m
13-BEDROOM 2	4.40m * 3.81m





# TYPE (D)

## GROUND FLOOR

TYPE D  
UNIT 04



THREE  
BEDROOMS

AREA:  
210 M2

FLOOR:  
GROUND FLOOR

UNIT 04

1- ENTRANCE	
CLUBBY 1	2.50m x 1.70m
CLUBBY 2	2.00m x 1.50m
W TOILET 1	2.20m x 2.10m
4 BATH ROOM	2.00m x 1.50m
4 TOILET 1	2.00m x 1.50m
TOILET 2	2.00m x 1.50m
4 BED ROOM	4.20m x 3.50m
4 CLOSET 1	2.00m x 1.50m
10 CLOSET 2	2.00m x 1.50m
11- BED ROOM	2.50m x 3.50m
11- TOILET 1	2.00m x 1.50m
11- MASTER BED ROOM	4.00m x 3.50m
14- TOILET 4	2.70m x 2.70m
15- LIVING ROOM	2.70m x 3.00m
16- BED ROOM 1	2.50m x 3.50m
17- TOILET 3	2.50m x 1.50m
18- TERRACE	3.00m x 2.50m
19- BED ROOM 2	2.50m x 3.50m
20- TERRACE	2.00m x 2.00m



TYPE D  
UNIT 04



THREE  
BEDROOMS

AREA:  
210 M2

FLOOR:  
GROUND FLOOR

UNIT 04

1- ENTRANCE	
CLUBBY 1	2.50m x 1.70m
CLUBBY 2	2.00m x 1.50m
4 TOILET 1	2.20m x 2.10m
4 BATH ROOM	2.00m x 1.50m
4 TOILET 2	2.00m x 1.50m
TOILET 2	2.00m x 1.50m
4 BED ROOM	4.20m x 3.50m
4 CLOSET 1	2.00m x 1.50m
10 CLOSET 2	2.00m x 1.50m
11- BED ROOM	2.50m x 3.50m
11- TOILET 1	2.00m x 1.50m
11- MASTER BED ROOM	4.00m x 3.50m
14- TOILET 4	2.70m x 2.70m
15- LIVING ROOM	2.70m x 3.00m
16- BED ROOM 1	2.50m x 3.50m
17- TOILET 3	2.50m x 1.50m
18- TERRACE	3.00m x 2.50m
19- BED ROOM 2	2.50m x 3.50m
20- TERRACE	2.00m x 2.00m





# TYPE ( D )

TYPICAL FLOOR

TYPE D



# TYPE (D)

TYPICAL FLOOR

TYPE D  
UNIT 11



THREE  
BEDROOMS

AREA:  
174 M2

FLOOR:  
TYPICAL FLOOR

UNIT 11

1-ENTRANCE	
2-CLOSET 1	2.10m * 1.40m
3-CLOSET 2	1.80m * 1.40m
4-TWOET 1	2.00m * 2.21
5-KITCHEN	2.10m * 2.40m
6-BREAKFAST	2.10m * 2.70m
7-TERRACE	3.10m * 1.40m
8-LIVING 1	2.80m * 3.40m
9-LIVING 2	1.70m * 1.80m
10-BATH	1.80m * 1.40m
11-TOILET 1	2.4m * 1.40m
12-MASTER BEDROOM	3.80m * 4.40m
13-TOILET 2	2.90m * 1.40m
14-BEDROOM 1	4.30m * 3.40m
15-TERRACE	3.00m * 1.40m
16-BEDROOM 2	3.60m * 2.70m



TYPE D  
UNIT 11



THREE  
BEDROOMS

AREA:  
174 M2

FLOOR:  
TYPICAL FLOOR

UNIT 11

1-ENTRANCE	
2-CLOSET 1	2.10m * 1.40m
3-CLOSET 2	1.80m * 1.40m
4-TWOET 1	2.00m * 2.21
5-KITCHEN	2.10m * 2.40m
6-BREAKFAST	2.10m * 2.70m
7-TERRACE	3.10m * 1.40m
8-LIVING 1	2.80m * 3.40m
9-LIVING 2	1.70m * 1.80m
10-BATH	1.80m * 1.40m
11-TOILET 1	2.4m * 1.40m
12-MASTER BEDROOM	3.80m * 4.40m
13-TOILET 2	2.90m * 1.40m
14-BEDROOM 1	4.30m * 3.40m
15-TERRACE	3.00m * 1.40m
16-BEDROOM 2	3.60m * 2.70m



# TYPE (D)

TYPICAL FLOOR

TYPE D  
UNIT 12



TWO  
BEDROOMS

AREA:  
138 M2

FLOOR:  
TYPICAL FLOOR

UNIT 12

1- ENTRANCE	
3-LLOBBY 1	1.71m * 1.19m
3-LLOBBY 2	1.29m * 1.29m
4-TOILET 1	2.14m * 1.22m
5-KITCHEN	2.84m * 2.49m
6-BUSYTOON	3.89m * 4.22m
7-TERRACE 1	2.99m * 1.87m
8-LLOBBY 1	1.22m * 3.05m
9-LAUNDRY	1.22m * 1.22m
9L-DRESSING	1.22m * 1.79m
11-TOILET 2	2.49m * 1.29m
12- MASTER BEDROOM	3.81m * 3.89m
13-TERRACE 2	1.29m * 2.29m
14- BEDROOM 1	4.99m * 3.81m
15- TOILET 3	2.29m * 1.89m
16- TERRACE 3	1.29m * 3.09m



TYPE D  
UNIT 12



TWO  
BEDROOMS

AREA:  
138 M2

FLOOR:  
TYPICAL FLOOR

UNIT 12

1- ENTRANCE	
3-LLOBBY 1	1.71m * 1.19m
3-LLOBBY 2	1.29m * 1.29m
4-TOILET 1	2.14m * 1.22m
5-KITCHEN	2.84m * 2.49m
6-BUSYTOON	3.89m * 4.22m
7-TERRACE 1	2.99m * 1.87m
8-LLOBBY 1	1.22m * 3.05m
9-LAUNDRY	1.22m * 1.22m
9L-DRESSING	1.22m * 1.79m
11-TOILET 2	2.49m * 1.29m
12- MASTER BEDROOM	3.81m * 3.89m
13-TERRACE 2	1.29m * 2.29m
14- BEDROOM 1	4.99m * 3.81m
15- TOILET 3	2.29m * 1.89m
16- TERRACE 3	1.29m * 3.09m





# TYPE (D)

TYPICAL FLOOR

TYPE D  
UNIT 13



TWO  
BEDROOMS

AREA:  
138 M2

FLOOR:  
TYPICAL FLOOR

UNIT 13

1- ENTRYWAY	
2- LOBBY 1	1.70m * 4.10m
3- LOBBY 2	1.20m * 1.20m
4- TOILET 1	2.10m * 1.10m
5- KITCHEN	2.60m * 1.60m
6- BULLPEN	3.60m * 4.10m
7- TERRACE 1	2.00m * 1.80m
8- LOBBY 1	1.20m * 5.80m
9- LAUNDRY	1.10m * 1.10m
10- DRESSING	1.10m * 1.70m
11- TOILET 2	2.40m * 1.30m
12- MASTER BEDROOM	3.80m * 3.90m
13- TERRACE 2	1.20m * 2.90m
14- BEDROOM 1	4.30m * 3.10m
15- TOILET 3	2.30m * 1.60m
16- TERRACE 3	1.90m * 5.00m



TYPE D  
UNIT 13



TWO  
BEDROOMS

AREA:  
138 M2

FLOOR:  
TYPICAL FLOOR

UNIT 13

1- ENTRYWAY	
2- LOBBY 1	1.70m * 4.10m
3- LOBBY 2	1.20m * 1.20m
4- TOILET 1	2.10m * 1.10m
5- KITCHEN	2.60m * 1.60m
6- BULLPEN	3.60m * 4.10m
7- TERRACE 1	2.00m * 1.80m
8- LOBBY 1	1.20m * 5.80m
9- LAUNDRY	1.10m * 1.10m
10- DRESSING	1.10m * 1.70m
11- TOILET 2	2.40m * 1.30m
12- MASTER BEDROOM	3.80m * 3.90m
13- TERRACE 2	1.20m * 2.90m
14- BEDROOM 1	4.30m * 3.10m
15- TOILET 3	2.30m * 1.60m
16- TERRACE 3	1.90m * 5.00m





FLOOR PLANS  
TYPE ( G )

g



# TYPE ( G )

GROUND FLOOR



# TYPE ( G )

GROUND FLOOR

TYPE G

UNIT 01



TWO  
BEDROOMS

AREA:  
150 M2

FLOOR:  
GROUND FLOOR

UNIT 01

1- ENTRANCE	
2- LOBBY 1	2.70m * 2.89m
3- KITCHEN	2.90m * 3.45m
4- TOILET 1	2.14m * 2.42m
5- RECEPTION	4.5m * 6.32m
6- LOBBY 2	2.71m * 1.8m
7- LAUNDRY	1.45m * 2.31m
8- BEDROOM 1	3.81m * 3.81m
9- BATHROOM 2	2.41m * 1.74m
10- BEDROOM 2	4.5m * 4.3m
11- TERRACE 1	2.30m * 1.20m



TYPE G

UNIT 01



TWO  
BEDROOMS

AREA:  
150 M2

FLOOR:  
GROUND FLOOR

UNIT 01

1- ENTRANCE	
2- LOBBY 1	2.70m * 2.89m
3- KITCHEN	2.90m * 3.45m
4- TOILET 1	2.14m * 2.42m
5- RECEPTION	4.5m * 6.32m
6- LOBBY 2	2.71m * 1.8m
7- LAUNDRY	1.45m * 2.31m
8- BEDROOM 1	3.81m * 3.81m
9- BATHROOM 2	2.41m * 1.74m
10- BEDROOM 2	4.5m * 4.3m
11- TERRACE 1	2.30m * 1.20m



# TYPE ( G )

GROUND FLOOR

TYPE G  
UNIT 02



TWO  
BEDROOMS

AREA:  
122 M2

FLOOR:  
GROUND FLOOR

UNIT 02

ENTRANCE	
L LEBBY 1	1.55m x 4.05m
R LEBBY 2	3.96m x 1.29m
A TOILET 1	2.14m x 1.29m
KITCHEN	2.67m x 3.24m
RECEPTION	3.66m x 4.22m
L LEBBY 3	1.22m x 3.66m
BALCONY	1.22m x 1.22m
R LEBBY 4	1.22m x 1.22m
WASHROOM 1	2.34m x 1.29m
B1 BEDROOM 1	3.72m x 3.96m
B2 BEDROOM 2	4.44m x 3.96m
B3 TERRACE 1	3.96m x 4.87m



TYPE G  
UNIT 02



TWO  
BEDROOMS

AREA:  
122 M2

FLOOR:  
GROUND FLOOR

UNIT 02

ENTRANCE	
L LEBBY 1	1.72m x 4.05m
R LEBBY 2	3.24m x 1.29m
A TOILET 1	2.14m x 1.29m
KITCHEN	3.66m x 3.96m
RECEPTION	3.66m x 4.22m
L LEBBY 3	1.22m x 3.66m
BALCONY	1.22m x 1.22m
R LEBBY 4	1.22m x 1.22m
WASHROOM 1	2.34m x 1.29m
B1 BEDROOM 1	3.72m x 3.96m
B2 BEDROOM 2	4.44m x 3.96m
B3 TERRACE 1	3.96m x 4.87m





# TYPE ( G )

GROUND FLOOR

TYPE G  
UNIT 03



TWO  
BEDROOMS

AREA:  
122 M2

FLOOR:  
GROUND FLOOR

UNIT 03

1- ENTRANCE	
2-LOBBY 1	1.72m * 4.19m
3-LOBBY 2	1.79m * 1.39m
4-TOILET 1	2.14m * 1.39m
5-KITCHEN	2.67m * 1.59m
6-BEDSPTN	5.88m * 6.12m
7-LOBBY 3	1.32m * 3.05m
8-LAUNDRY	1.32m * 1.32m
9-LOBBY 4	1.32m * 1.32m
10-BATHROOM 2	2.39m * 1.75m
11- BEDROOM 1	3.71m * 3.96m
12- BEDROOM 2	4.49m * 3.91m
13-TERRACE 1	2.59m * 1.87m



TYPE G  
UNIT 03



TWO  
BEDROOMS

AREA:  
122 M2

FLOOR:  
GROUND FLOOR

UNIT 03

1- ENTRANCE	
2-LOBBY 1	1.72m * 4.19m
3-LOBBY 2	1.79m * 1.39m
4-TOILET 1	2.14m * 1.39m
5-KITCHEN	2.67m * 1.59m
6-BEDSPTN	5.88m * 6.12m
7-LOBBY 3	1.32m * 3.05m
8-LAUNDRY	1.32m * 1.32m
9-LOBBY 4	1.32m * 1.32m
10-BATHROOM 2	2.39m * 1.75m
11- BEDROOM 1	3.71m * 3.96m
12- BEDROOM 2	4.49m * 3.91m
13-TERRACE 1	2.59m * 1.87m



# TYPE ( G )

## GROUND FLOOR

TYPE G

UNIT 04



THREE  
BEDROOMS

AREA:  
176 M2

FLOOR:  
GROUND FLOOR

UNIT 04

1-ENTRANCE	
2-LOBBY 1	2.68m * 1.96m
3-LOBBY 2	1.32m * 1.16m
4-TOILET 1	1.32m * 2.13m
5-MAID ROOM	2.94m * 3.33m
6-TOILET 2	1.73m * 1.51m
7-KITCHEN	2.81m * 3.32m
8-RECEPTION	4.47m * 6.64m
9-LOBBY 3	3.26m * 1.32m
10-LAUNDRY	1.63m * 1.37m
11-MASTER BEDROOM	4.13m * 4.29m
12-TOILET 3	1.63m * 2.82m
13-TOILET 4	1.63m * 2.39m
14-BEDROOM 1	3.61m * 4.53m
15-BEDROOM 2	13.82m * 5.14m
16-TERRACE 1	2.65m * 2.06m
17-TERRACE 2	3.43m * 1.2m



THREE COMMUNITIES

TYPE G

UNIT 04



THREE  
BEDROOMS

AREA:  
176 M2

FLOOR:  
GROUND FLOOR

UNIT 04

1-ENTRANCE	
2-LOBBY 1	2.68m * 1.96m
3-LOBBY 2	1.32m * 1.16m
4-TOILET 1	1.32m * 2.13m
5-MAID ROOM	2.94m * 3.33m
6-TOILET 2	1.73m * 1.51m
7-KITCHEN	2.81m * 3.32m
8-RECEPTION	4.47m * 6.64m
9-LOBBY 3	3.26m * 1.32m
10-LAUNDRY	1.63m * 1.37m
11-MASTER BEDROOM	4.13m * 4.29m
12-TOILET 3	1.63m * 2.82m
13-TOILET 4	1.63m * 2.39m
14-BEDROOM 1	3.61m * 4.53m
15-BEDROOM 2	13.82m * 5.14m
16-TERRACE 1	2.65m * 2.06m
17-TERRACE 2	3.43m * 1.2m



THREE COMMUNITIES





# TYPE ( G )

TYPICAL FLOOR

TYPE G  
UNIT 11



TWO BEDROOMS

AREA:  
150 M2

FLOOR:  
TYPICAL FLOOR

UNIT 11

1-ENTRANCE	
2-LOBBY 1	2.70m * 2.80m
3-KITCHEN	2.90m * 3.40m
4-TOILET 1	2.14m * 2.40m
5-RECEPTION	4.5m * 6.32m
6-LOBBY 2	2.83m * 2.23m
7-LAUNDRY	1.45m * 1.8 m
8- MASTER BEDROOM 1	3.81m * 3.81m
9-BATHROOM 2	2.43m * 1.74 m
10-BATHROOM 3	2.50m * 1.73m
11-MASTER BEDROOM 2	3.91m * 4.3 m
12-TERRACE 1	3m * 2m
13-TERRACE 2	1.30m * 1.20m



TYPE G  
UNIT 11



TWO BEDROOMS

AREA:  
150 M2

FLOOR:  
TYPICAL FLOOR

UNIT 11

1-ENTRANCE	
2-LOBBY 1	2.70m * 2.80m
3-KITCHEN	2.90m * 3.40m
4-TOILET 1	2.14m * 2.40m
5-RECEPTION	4.5m * 6.32m
6-LOBBY 2	2.83m * 2.23m
7-LAUNDRY	1.45m * 1.8 m
8- MASTER BEDROOM 1	3.81m * 3.81m
9-BATHROOM 2	2.43m * 1.74 m
10-BATHROOM 3	2.50m * 1.73m
11-MASTER BEDROOM 2	3.91m * 4.3 m
12-TERRACE 1	3m * 2m
13-TERRACE 2	1.30m * 1.20m



# TYPE ( G )

TYPICAL FLOOR

TYPE G  
UNIT 12



TWO  
BEDROOMS

AREA:  
137 M2

FLOOR:  
TYPICAL FLOOR

## UNIT 12

1-ENTRANCE	
2-LOBBY 1	1.75m * 4.20m
3-LOBBY 2	1.20m * 1.27m
4-TOILET 1	2.14m * 1.23m
5-KITCHEN	2.69m * 3.49m
6-RECEPTION	3.69m * 4.32m
7-TERRACE 1	2.3m * 1.47m
8-LOBBY 3	1.32m * 3.07m
9-LAUNDRY	1.32m * 1.33m
10-DRESSING	1.32m * 1.32m
11-TOILET 2	2.49m * 1.79m
12-MASTER BEDROOM 1	3.81m * 3.91m
13-TERRACE 2	1.2m * 2.79m
14-MASTER BEDROOM 2	4.3m * 3.3m
15-TOILET 3	2.29m * 1.43m
16-TERRACE 3	2.57m * 0.6m



TYPE G  
UNIT 12



TWO  
BEDROOMS

AREA:  
137 M2

FLOOR:  
TYPICAL FLOOR

## UNIT 12

1-ENTRANCE	
2-LOBBY 1	1.75m * 4.20m
3-LOBBY 2	1.20m * 1.27m
4-TOILET 1	2.14m * 1.23m
5-KITCHEN	2.69m * 3.49m
6-RECEPTION	3.69m * 4.32m
7-TERRACE 1	2.3m * 1.47m
8-LOBBY 3	1.32m * 3.07m
9-LAUNDRY	1.32m * 1.33m
10-DRESSING	1.32m * 1.32m
11-TOILET 2	2.49m * 1.79m
12-MASTER BEDROOM 1	3.81m * 3.91m
13-TERRACE 2	1.2m * 2.79m
14-MASTER BEDROOM 2	4.3m * 3.3m
15-TOILET 3	2.29m * 1.43m
16-TERRACE 3	2.57m * 0.6m



# TYPE ( G )

TYPICAL FLOOR

TYPE G  
UNIT 13



TWO  
BEDROOMS

AREA:  
137 M2

FLOOR:  
TYPICAL FLOOR

UNIT 13

UNIT 13	
1- ENTRANCE	
2- LOBBY 1	1.75m * 4.20m
3- LOBBY 2	1.20m * 1.27m
4- TOILET 1	2.14m * 1.27m
5- KITCHEN	2.66m * 1.46m
6- RECEPTION	1.66m * 6.22m
7- TERRACE 1	2.5m * 1.87m
8- LOBBY 3	1.20m * 3.69m
9- LAUNDRY	1.20m * 1.20m
10- DRESSING	1.20m * 1.20m
11- TOILET 2	2.46m * 1.76m
12- MASTER BEDROOM 1	3.81m * 3.91m
13- TERRACE 2	1.2m * 2.56m
14- MASTER BEDROOM 2	4.5m * 3.6m
15- TOILET 3	2.20m * 1.82m
16- TERRACE 3	2.56m * 6.96m



TYPE G  
UNIT 13



TWO  
BEDROOMS

AREA:  
137 M2

FLOOR:  
TYPICAL FLOOR

UNIT 13

UNIT 13	
1- ENTRANCE	
2- LOBBY 1	1.75m * 4.20m
3- LOBBY 2	1.20m * 1.27m
4- TOILET 1	2.14m * 1.27m
5- KITCHEN	2.66m * 1.46m
6- RECEPTION	1.66m * 6.22m
7- TERRACE 1	2.5m * 1.87m
8- LOBBY 3	1.20m * 3.69m
9- LAUNDRY	1.20m * 1.20m
10- DRESSING	1.20m * 1.20m
11- TOILET 2	2.46m * 1.76m
12- MASTER BEDROOM 1	3.81m * 3.91m
13- TERRACE 2	1.2m * 2.56m
14- MASTER BEDROOM 2	4.5m * 3.6m
15- TOILET 3	2.20m * 1.82m
16- TERRACE 3	2.56m * 6.96m





# TYPE ( G )

TYPICAL FLOOR

TYPE G  
UNIT 14



THREE BEDROOMS

AREA:  
177 M2

FLOOR:  
TYPICAL FLOOR

## UNIT 14

1-ENTRANCE	
2-LOBBY 1	2.66m * 2.06m
3-LOBBY 2	1.73m * 1.36m
4-TOILET 1	1.33m * 2.10m
5-BATH ROOM	2.94m * 1.70m
6-TOILET 2	1.75m * 1.51m
7-KITCHEN	2.93m * 3.10m
8-RECEPTION	6.47m * 6.66m
9-TERRACE 1	2.06m * 2.81m
10-LOBBY 3	2.26m * 1.33m
11-LAUNDRY	1.65m * 1.77m
12-TOILET 3	1.66m * 2.39m
13-MASTER BEDROOM	4.15m * 4.20m
14-TOILET 4	1.66m * 2.85m
15-BEDROOM 1	3.61m * 4.76m
16-TERRACE 2	2.45m * 1.26m
17-BEDROOM 2	3.82m * 3.16m



TYPE G  
UNIT 14



THREE BEDROOMS

AREA:  
180 M2

FLOOR:  
TYPICAL FLOOR

## UNIT 14

1-ENTRANCE	
2-LOBBY 1	2.66m * 2.06m
3-LOBBY 2	1.73m * 1.36m
4-TOILET 1	1.33m * 2.10m
5-BATH ROOM	2.94m * 1.70m
6-TOILET 2	1.75m * 1.51m
7-KITCHEN	2.93m * 3.10m
8-RECEPTION	6.47m * 6.66m
9-TERRACE 1	2.06m * 2.81m
10-LOBBY 3	2.26m * 1.33m
11-LAUNDRY	1.65m * 1.77m
12-TOILET 3	1.66m * 2.39m
13-MASTER BEDROOM	4.15m * 4.20m
14-TOILET 4	1.66m * 2.85m
15-BEDROOM 1	3.61m * 4.76m
16-TERRACE 2	2.45m * 1.26m
17-BEDROOM 2	3.82m * 3.16m



FLOOR PLANS  
TYPE ( R )



# TYPE ( R )

GROUND FLOOR





# TYPE (R)

## GROUND FLOOR

TYPE R  
UNIT 01



THREE BEDROOMS

AREA:  
161 M2


FLOOR:  
GROUND FLOOR

UNIT 01

1- ENTRANCE	
2-LOBBY 1	2.12m * 3.48m
3-LOBBY 2	1.81m * 1.66m
4-TOILET 1	2.08m * 2.31
5-KITCHEN	3.12m * 2.64m
6-RECEPTION	6.71m * 4.08m
7-TERRACE	5.15m * 1.85m
8-LOBBY 1	2.92m * 2.95m
9-LAUNDRY	1.91m * 1.82m
10- DRESSING	1.87m * 1.46m
11-TOILET 2	2.4m * 1.87m
12-LOBBY	1.96m * 1.85m
13- MASTER BEDROOM	5.81m * 4.47m
14- BEDROOM 1	4.31m * 4.96m
15-BEDROOM 2	3.61m * 3.81m



TYPE R  
UNIT 01



THREE BEDROOMS

AREA:  
161 M2

FLOOR:  
GROUND FLOOR

UNIT 01

1- ENTRANCE	
2-LOBBY 1	2.12m * 3.48m
3-LOBBY 2	1.81m * 1.66m
4-TOILET 1	2.08m * 2.31
5-KITCHEN	3.12m * 2.64m
6-RECEPTION	6.71m * 4.08m
7-TERRACE	5.15m * 1.85m
8-LOBBY 1	2.92m * 2.95m
9-LAUNDRY	1.91m * 1.82m
10- DRESSING	1.87m * 1.46m
11-TOILET 2	2.4m * 1.87m
12-LOBBY	1.96m * 1.85m
13- MASTER BEDROOM	5.81m * 4.47m
14- BEDROOM 1	4.31m * 4.96m
15-BEDROOM 2	3.61m * 3.81m



# TYPE ( R )

GROUND FLOOR

TYPE R  
UNIT 02



TWO  
BEDROOMS

AREA:  
122 M2


FLOOR:  
GROUND FLOOR

UNIT 02

1- ENTRANCE	
3-LOBBY 1	1.75m * 3.78m
5-LOBBY 2	1.39m * 1.39m
4-TOILET 1	2.14m * 1.81m
5-KITCHEN	2.67m * 3.59m
6-RECEPTION	3.68m * 6.32m
7-LOBBY 3	1.33m * 3.85m
8-LAUNDRY	1.33m * 1.33m
9-LOBBY 4	1.33m * 1.33m
10-BATHROOM 2	2.39m * 1.75m
11-BEDROOM 1	3.71m * 3.98m
12-BEDROOM 2	4.46m * 3.91m
13-TERRACE 1	2.96m * 1.87m



TYPE R  
UNIT 02



TWO  
BEDROOMS

AREA:  
122 M2

FLOOR:  
GROUND FLOOR

UNIT 02

1- ENTRANCE	
3-LOBBY 1	1.75m * 3.78m
5-LOBBY 2	1.39m * 1.39m
4-TOILET 1	2.14m * 1.81m
5-KITCHEN	2.67m * 3.59m
6-RECEPTION	3.68m * 6.32m
7-LOBBY 3	1.33m * 3.85m
8-LAUNDRY	1.33m * 1.33m
9-LOBBY 4	1.33m * 1.33m
10-BATHROOM	2.39m * 1.75m
11-BEDROOM 1	3.71m * 3.98m
12-BEDROOM 2	4.46m * 3.91m
13-TERRACE 1	2.96m * 1.87m



# TYPE (R)

GROUND FLOOR

TYPE R  
UNIT 03



TWO  
BEDROOMS

AREA:  
122 M2


FLOOR:  
GROUND FLOOR

## UNIT 03

1- ENTRANCE	
2- LOBBY 1	1.70m * 4.10m
3- LOBBY 2	1.30m * 1.30m
4- TOILET 1	2.14m * 1.31m
5- KITCHEN	2.67m * 1.76m
6- RECEPTION	3.66m * 4.32m
7- LOBBY 3	1.32m * 1.04m
8- LAUNDRY	1.32m * 1.32m
9- LOBBY 4	1.32m * 1.32m
10- BATHROOM 2	2.50m * 1.75m
11- BEDROOM 1	3.71m * 1.90m
12- BEDROOM 2	4.40m * 3.01m
13- TERRACE 1	3.96m * 1.47m



TYPE R  
UNIT 03



TWO  
BEDROOMS

AREA:  
122 M2

FLOOR:  
GROUND FLOOR

## UNIT 03

1- ENTRANCE	
2- LOBBY 1	1.70m * 4.10m
3- LOBBY 2	1.30m * 1.30m
4- TOILET 1	2.14m * 1.31m
5- KITCHEN	2.67m * 1.76m
6- RECEPTION	3.66m * 4.32m
7- LOBBY 3	1.32m * 1.04m
8- LAUNDRY	1.32m * 1.32m
9- LOBBY 4	1.32m * 1.32m
10- BATHROOM 2	2.50m * 1.75m
11- BEDROOM 1	3.71m * 1.90m
12- BEDROOM 2	4.40m * 3.01m
13- TERRACE 1	3.96m * 1.47m



# TYPE ( R )

GROUND FLOOR

TYPE R  
UNIT 04



THREE BEDROOMS

AREA:  
186 M2

FLOOR:  
GROUND FLOOR

## UNIT 04

1- ENTRANCE	
2-LLOBBY 1	5.43m * 2.13m
3-LLOBBY 2	1.02m * 1.38m
4-TOILET 1	1.02m * 2.31m
5-KITCHEN	2.91m * 3.91m
6-LAUNDRY	0.86m * 1.17m
7-MAID ROOM	1.73m * 2.31m
8-TOILET 2	1.02m * 2.31m
9-RECEPTION	4.13m * 4.42m
10-TERRACE	3m * 2.06m
11-LLOBBY 3	3.46m * 1.37m
12-BEDROOM 1	3.65m * 4.41m
13-TOILET 3	0.77m * 2.71m
14-MASTER BEDROOM	3.65m * 4.25m
15-TOILET 4	1.73m * 2.71m
16-TERRACE 2	3.26m * 1.38m
17-BEDROOM 2	4.96m * 4.25m



TYPE R  
UNIT 04



THREE BEDROOMS

AREA:  
186 M2

FLOOR:  
GROUND FLOOR

## UNIT 04

1- ENTRANCE	
2-LLOBBY 1	5.43m * 2.13m
3-LLOBBY 2	1.02m * 1.38m
4-TOILET 1	1.02m * 2.31m
5-KITCHEN	2.91m * 3.91m
6-LAUNDRY	0.86m * 1.17m
7-MAID ROOM	1.73m * 2.31m
8-TOILET 2	1.02m * 2.31m
9-RECEPTION	4.13m * 4.42m
10-TERRACE	3m * 2.06m
11-LLOBBY 3	3.46m * 1.37m
12-BEDROOM 1	3.65m * 4.41m
13-TOILET 3	0.77m * 2.71m
14-MASTER BEDROOM	3.65m * 4.25m
15-TOILET 4	1.73m * 2.71m
16-TERRACE 2	3.26m * 1.38m
17-BEDROOM 2	4.96m * 4.25m





# TYPE ( R )

TYPICAL FLOOR



# TYPE ( R )

TYPICAL FLOOR

TYPE R  
UNIT 11



THREE BEDROOMS

AREA:  
168 M2

FLOOR:  
TYPICAL FLOOR

UNIT 11

1- ENTRANCE	
2- LOBBY 1	2.12m * 3.48m
3- LOBBY 2	1.81m * 1.86m
4- TOILET 1	2.06m * 2.21
5- KITCHEN	3.12m * 2.64m
6- RECEPTION	6.33m * 4.08m
7- TERRACE	5.11m * 1.61m
8- LOBBY 3	2.81m * 2.91m
9- LAUNDRY	1.71m * 1.82m
10- BROSSING	1.87m * 1.48m
11- TOILET 2	2.46m * 1.81m
12- LOBBY	1.36m * 1.83m
13- MASTER BEDROOM	3.81m * 4.48m
14- BEDROOM 1	4.91m * 1.82m
15- BEDROOM 2	3.41m * 3.81m
16- TOILET 3	2.96m * 1.92m



TYPE R  
UNIT 11



THREE BEDROOMS

AREA:  
168 M2

FLOOR:  
TYPICAL FLOOR

UNIT 11

1- ENTRANCE	
2- LOBBY 1	2.12m * 3.48m
3- LOBBY 2	1.81m * 1.86m
4- TOILET 1	2.06m * 2.21
5- KITCHEN	3.12m * 2.64m
6- RECEPTION	6.33m * 4.08m
7- TERRACE	5.11m * 1.61m
8- LOBBY 3	2.81m * 2.91m
9- LAUNDRY	1.71m * 1.82m
10- BROSSING	1.87m * 1.48m
11- TOILET 2	2.46m * 1.81m
12- LOBBY	1.36m * 1.83m
13- MASTER BEDROOM	3.81m * 4.48m
14- BEDROOM 1	4.91m * 1.82m
15- BEDROOM 2	3.41m * 3.81m
16- TOILET 3	2.96m * 1.92m



# TYPE ( R )

TYPICAL FLOOR

TYPE R  
UNIT 12



TWO  
BEDROOMS

AREA:  
134 M2


FLOOR:  
TYPICAL FLOOR

## UNIT 12

1-ENTRANCE	
2-CORRIDY 1	1.72m * 1.19m
3-CORRIDY 2	1.26m * 1.26m
4-HALLIT 1	2.14m * 1.21m
5-KITCHEN	2.47m * 2.99m
6-RECEPTION	1.96m * 4.22m
7-CORRIDY 3	1.22m * 1.64m
8-LAUNDRY	1.22m * 1.22m
9-DRESSING	1.22m * 1.76m
10-HALLIT 2	2.21m * 1.75m
11-MASTER BEDROOM 1	3.81m * 3.98m
12-TERRACE 1	1.26m * 1.66m
13-MASTER BEDROOM 2	4.98m * 3.41m
14-HALLIT 2	2.26m * 1.82m
15-TERRACE 1	2.96m * 1.47m



TYPE R  
UNIT 12



TWO  
BEDROOMS

AREA:  
136 M2

FLOOR:  
TYPICAL FLOOR

## UNIT 12

1-ENTRANCE	
2-CORRIDY 1	1.72m * 1.19m
3-CORRIDY 2	1.26m * 1.26m
4-HALLIT 1	2.14m * 1.21m
5-KITCHEN	2.47m * 2.99m
6-RECEPTION	1.96m * 4.22m
7-CORRIDY 3	1.22m * 1.64m
8-LAUNDRY	1.22m * 1.22m
9-DRESSING	1.22m * 1.76m
10-HALLIT 2	2.21m * 1.75m
11-MASTER BEDROOM 1	3.81m * 3.98m
12-TERRACE 1	1.26m * 1.66m
13-MASTER BEDROOM 2	4.98m * 3.41m
14-HALLIT 2	2.26m * 1.82m
15-TERRACE 1	2.96m * 1.47m



# TYPE (R)

TYPICAL FLOOR

TYPE R  
UNIT 13



TWO  
BEDROOMS

AREA:  
136 M2


FLOOR:  
TYPICAL FLOOR

## UNIT 13

1-ENTRANCE	
2-CORRIDY 1	1.70m * 1.10m
3-CORRIDY 2	1.20m * 1.20m
4-HOULET 1	2.14m * 1.21m
5-KITCHEN	3.47m * 2.99m
6-RECEPTION	1.90m * 6.22m
7-CORRIDY 3	1.20m * 1.64m
8-LAUNDRY	1.20m * 1.20m
9-DRESSING	1.20m * 1.70m
10-HOULET 2	2.21m * 1.75m
11-MASTER BEDROOM 1	3.81m * 3.00m
12-TERRACE 1	1.20m * 3.00m
13-MASTER BEDROOM 2	4.90m * 3.41m
14-HOULET 2	2.20m * 1.82m
15-TERRACE 1	2.90m * 1.87m



TYPE R  
UNIT 13



TWO  
BEDROOMS

AREA:  
136 M2

FLOOR:  
TYPICAL FLOOR

## UNIT 13

1-ENTRANCE	
2-CORRIDY 1	1.70m * 1.10m
3-CORRIDY 2	1.20m * 1.20m
4-HOULET 1	2.14m * 1.21m
5-KITCHEN	3.47m * 2.99m
6-RECEPTION	1.90m * 6.22m
7-CORRIDY 3	1.20m * 1.64m
8-LAUNDRY	1.20m * 1.20m
9-DRESSING	1.20m * 1.70m
10-HOULET 2	2.21m * 1.75m
11-MASTER BEDROOM 1	3.81m * 3.00m
12-TERRACE 1	1.20m * 3.00m
13-MASTER BEDROOM 2	4.90m * 3.41m
14-HOULET 2	2.20m * 1.82m
15-TERRACE 1	2.90m * 1.87m





# TYPE (R)

TYPICAL FLOOR

TYPE R  
UNIT 14



THREE BEDROOMS

AREA:  
186 M2


FLOOR:  
TYPICAL FLOOR

UNIT 14

1 ENTRANCE	
2 LIVING 1	3.3m x 2.2m
3 LIVING 2	1.0m x 1.8m
4 HALL 1	1.0m x 2.1m
5 KITCHEN	2.0m x 1.9m
6 LUNNET	1.0m x 1.0m
7 BREAKFAST ROOM	1.0m x 2.2m
8 HALL 2	0.5m x 2.2m
9 RECEPTION	4.1m x 4.4m
10 TERRACE	3m x 2.0m
11 LOBBY 1	0.9m x 1.7m
12 BEDROOM 1	3.6m x 4.6m
13 HALL 2	1.7m x 1.7m
14 MASTER BEDROOM	3.6m x 4.6m
15 TERRACE	1.7m x 1.7m
16 TERRACE 2	1.0m x 1.8m
17 BEDROOM 2	4.0m x 4.2m



TYPE R  
UNIT 14



THREE BEDROOMS

AREA:  
186 M2

FLOOR:  
TYPICAL FLOOR

UNIT 14

1 ENTRANCE	
2 LIVING 1	3.3m x 2.2m
3 LIVING 2	1.0m x 1.8m
4 HALL 1	1.0m x 2.1m
5 KITCHEN	2.0m x 1.9m
6 LUNNET	1.0m x 1.0m
7 BREAKFAST ROOM	1.0m x 2.2m
8 HALL 2	0.5m x 2.2m
9 RECEPTION	4.1m x 4.4m
10 TERRACE	3m x 2.0m
11 LOBBY 1	0.9m x 1.7m
12 BEDROOM 1	3.6m x 4.6m
13 HALL 2	1.7m x 1.7m
14 MASTER BEDROOM	3.6m x 4.6m
15 TERRACE	1.7m x 1.7m
16 TERRACE 2	1.0m x 1.8m
17 BEDROOM 2	4.0m x 4.2m



## CONTACT US

HOTLINE

16043

WEBSITE

[KUDEVELOPMENTS.COM](http://KUDEVELOPMENTS.COM)

EMAIL

[INFO@KUDEVELOPMENTS.COM](mailto:INFO@KUDEVELOPMENTS.COM)

ADDRESS

CAPITAL BUSINESS PARK- SHEIKH ZAYED- B2 2ND FLOOR OFFICE 203



[kudevelopments.com](http://kudevelopments.com) 16043